




16 GAUGE CABINETS WITH HOOK-ON-BINS®



Model 2500-138B-5295



Model 2501-BDLP-126-1795



Model 2603-156B-95

Cabinets with Adjustable Shelves (Recessed Door Style)

- Industrial duty, all-welded, 16-gauge steel
- 3-point locking system with keyed handle and lock rods, 4 keys included
- Full height, formed and recessed doors with heavy duty, leaf hinges to prevent sagging and warping
- Double doors open at 180° for full access to product
- Hook-On-Bins® by Durham are included
- Fully welded louvered panels reinforce doors and hold Hook-On-Bins®
- Hook-On-Bins® installed easily with no tools required
- Cabinets ship fully assembled
- Durable, textured, gray powder coat finish

Model	Overall Dim: WxDxH (In.)	Bins Dim WxDxH (In.)	Ship Wt. (Lbs.)
2500-138B	36 x 24 x 84	(48) 4 x 5 x 3 (48) 4 x 7 x 3 (24) 6 x 11 x 5 (12) 8 x 15 x 7 (6) 16 x 15 x 7	404
2501-BDLP-126	36 x 24 x 72	(48) 4 x 5 x 3 (48) 4 x 7 x 3 (12) 6 x 11 x 5 (12) 8 x 15 x 7 (6) 16 x 15 x 7	344
2603-156B	36 x 18 x 84	(96) 4 x 5 x 3 (60) 6 x 11 x 5	366

Use suffix -95 for Yellow Bins, -1795 for Red Bins and -5295 for Blue Bins